

BLUE SPRINGS

REPORT CARD

2015

INSIDE:

- Demographic Breakdown
- Community Identified Concerns
- Access and Satisfaction



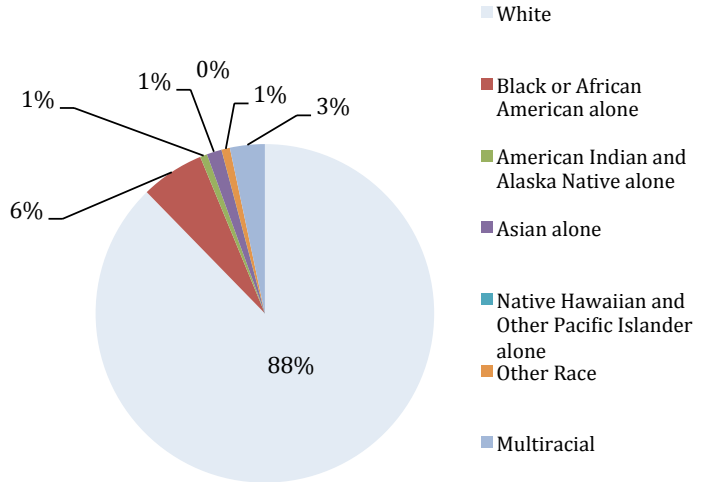
BLUE SPRINGS

DEMOGRAPHICS

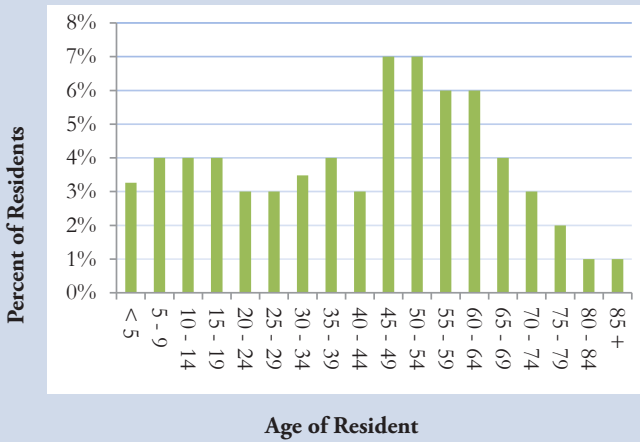
POPULATION: 52,776



RACIAL & ETHNIC DIVERSITY

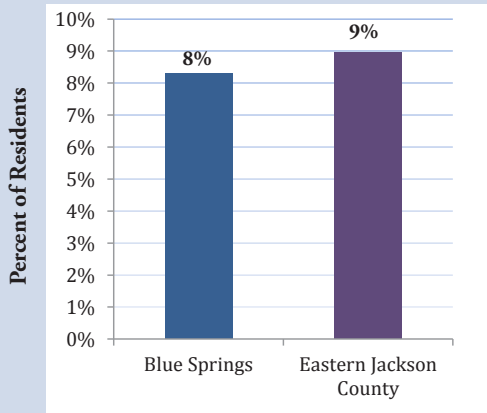


PERCENTAGE OF RESIDENTS BY AGE



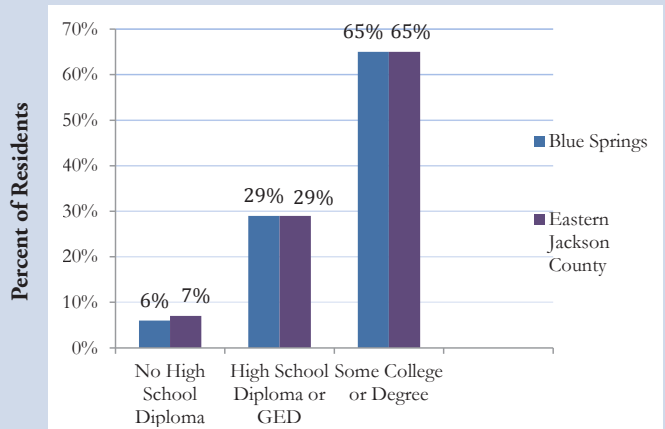
According to the 2009-2013 population estimates, the city of Blue Springs had 52,776 residents. Of these, **51%** were female and **49%** were male. **88%** identified as White and **4%** identified as Hispanic. In addition, **65%** attended college and **8%** had an income that was below the poverty level.

PERCENT OF RESIDENTS IN POVERTY



City of Residence vs. Eastern Jackson County

HIGHEST ADULT EDUCATIONAL ATTAINMENT

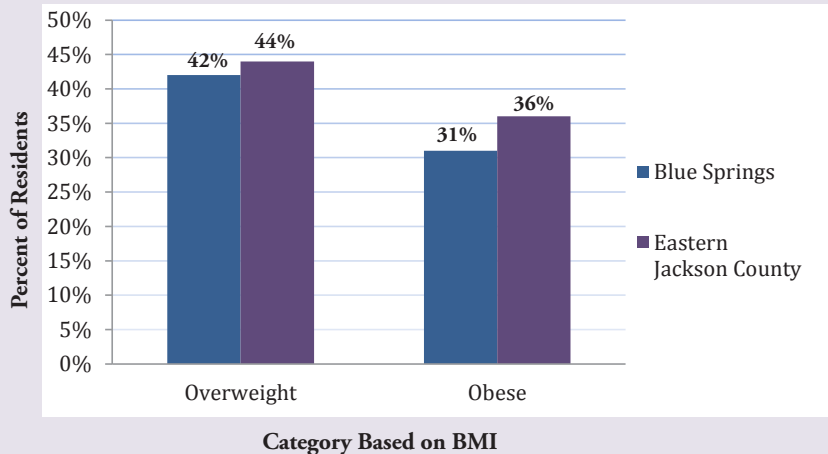


Percent of Residents Over 25 Years Old

BLUE SPRINGS

COMMUNITY IDENTIFIED CONCERNS

OVERWEIGHT AND OBESITY



According to the 2014 Jackson County Health Department Community Health Survey, **73%** of adult residents in Blue Springs were overweight or obese.

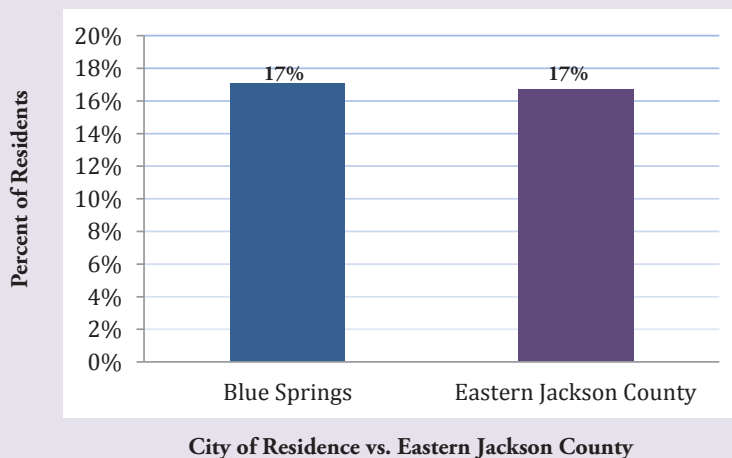
DISTRACTED DRIVING



- **95%** of residents thought texting and driving was **highly dangerous**
- **30%** of residents reported **texting or emailing while driving** in the past 3 months
- **81%** of residents reported **interacting with people who text/email** while driving

According to the 2014 Jackson County Health Department Community Health Survey, **30%** of Blue Springs residents reported texting or emailing while driving.

TOBACCO USE

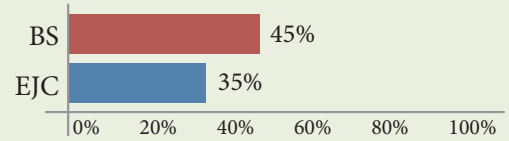


According to the 2014 Jackson County Health Department Community Health Survey, **17%** of Blue Springs residents are current smokers.



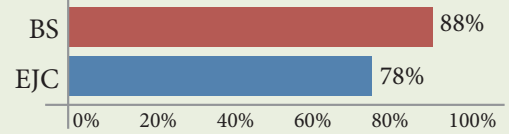
PUBLIC TRANSPORTATION

45% of Blue Springs residents are satisfied with the public transportation in their city.



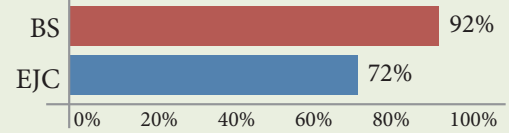
ACCESS TO HEALTHY FOODS

88% of Blue Springs residents are satisfied with places to buy fresh fruits and vegetables in their city.



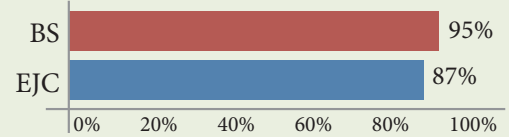
BIKE LANES, TRAILS, PATHS

92% of Blue Springs residents are satisfied with the bike trails, lanes, and paths in their city.



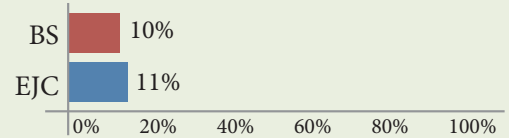
NEIGHBORHOOD PARKS AND TRAILS

95% of Blue Springs residents are satisfied with the parks, trails, neighborhood/school playgrounds in their city.



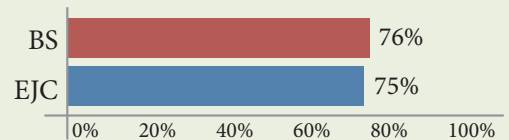
MEDICAL INSURANCE

According to the 2009-2013 US Census estimates, 10% of Blue Springs residents did not have any type of health insurance.



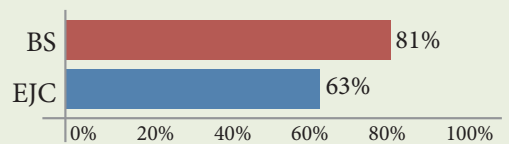
SAFE NEIGHBORHOOD TO WALK

76% of Blue Springs residents feel safe walking in their neighborhoods in the evening.



OUTDOOR SECONDHAND SMOKE

81% of Blue Springs residents are satisfied with the level of protection from outdoor second-hand smoke.



NEIGHBORHOOD SIDEWALKS

79% of Blue Springs residents are satisfied with the sidewalks in their city.

